

# WEEKLY SHIP RECYCLING REPORT

(05 SEPTEMBER - 12 SEPTEMBER) 2025

## OUR OFFICES



Scan to view the Tide Table

**Head Office:** 3201, Saba Tower 1, Cluster E, Jumeirah Lake Towers, Dubai, U.A.E

**Contact:** +971 4575 4667

**Visit :** [www.best-oasis.com](http://www.best-oasis.com)

**Email:** [bol@bol.ae](mailto:bol@bol.ae)

# MARKET SUMMARY



## INDIA

---

- The market remained relatively strong during most of the week, though it softened toward the end, reflecting some downward adjustment in prices.
- Buying appetite is still visible, though prices have come off slightly.
- Overall activity remains cautious but steady as participants adjust to recent price movements.



## BANGLADESH

---

- The market has shown some movement, with buyers displaying keener interest in securing vessels.
- Although the local market has not improved, stronger buying interest is giving the market better momentum.
- Sentiment is gradually improving, supported by stronger willingness from the market participants.



## PAKISTAN

---

- There is still good movement from buyers, although momentum has slowed somewhat due to the recent floods.
- Despite these challenges, buying appetite remains intact, helping to keep the market supported.
- Overall sentiment is cautiously optimistic, with buyers continuing to show interest even amid disruptions.



## TURKIYE

- Import prices dropped by USD 2 this week; however, this decline has not led to any noticeable movement in the local market. Conditions remain stable, with no significant shifts in demand or overall sentiment.

BRENT CRUDE: (66.93 → 65.74) **-1.19**

WTI CRUDE: (64.34 → 61.72) **-2.62**

## EXCHANGE RATES

### USD / INR

This Week : 88.27

Previous Week : 88.11

**Lost : 0.16**

### USD / BDT

This Week : 121.44

Previous Week : 121.70

**Gained : 0.26**

### USD / PKR

This Week : 283.23

Previous Week : 282.30

**Gained : 0.07**





### USD / TRY

This Week : 41.36

Previous Week : 41.16

**Lost : 0.2**

## SHIP RECYCLING

LOCATION	MARKET STATUS	CONTAINER (USD/LDT)	TANKER (USD/LDT)	BULKER (USD/LDT)	W-O-W CHANGE (%)
INDIA	SOFT	445	430	415	 (- 1.15%)
BANGLADESH	SOFT	420	405	385	 (0)
PAKISTAN	SOFT	425	410	405	 (0)
TURKEY	FIRM	270	260	250	 (0)

## LIST OF VESSELS SOLD THIS WEEK

VESSEL NAME	TYPE OF VESSEL	LDT	TERM OF SALE	LOCATION OF DELIVERY	SALE PRICE/LDT (USD)
BONITA	BULKER	10,201	DELIVERED	GADANI, PAKISTAN	468 (280 MT BUNKERS)
HAI HUANG XING	BULKER	12,500	DELIVERED	CHINA (INTERNAL RECYCLING)	281
YIN PU	BULKER	7,770	DELIVERED	CHINA (INTERNAL RECYCLING)	267
MANASSA MOON M	MPP	2,725	DELIVERED	ALIAGA, TURKIYE	240
NARVA	MPP	1,400	AS-IS	SOUTH KOREA	UNDISCLOSED
RIMBA EMPAT	CEMENT CARRIER	3,192	AS-IS	BATAM, INDONESIA	UNDISCLOSED
DEEPWATER CHAMPION	DRILLSHIP	36,105	AS-IS	GREECE	UNDISCLOSED
DISCOVERER AMERICAS	DRILLSHIP	37,755	AS-IS	GREECE	UNDISCLOSED
DISCOVERER CLEAR LEADER	DRILLSHIP	37,755	AS-IS	GREECE	UNDISCLOSED
DISCOVERER INDIA	DRILLSHIP	37,755	AS-IS	GREECE	UNDISCLOSED
JOIDES RESOLUTION	RIG	9,992	AS-IS	NORWAY	UNDISCLOSED

**Disclaimer:** While every care has been taken to ensure that the information in this publication is accurate, Best Oasis Limited can accept no responsibility for any error or omissions or any consequences arising therefrom. Figures are based on the latest available information on various platforms, which is subject to subsequent revisions and corrections. Reproducing any material from this report without permission from Best Oasis Limited is strictly prohibited. This Weekly Ship Recycling Report is prepared by Varsha Mishra (Marketing & HR Manager). Any comments or viewpoints expressed are those of the author alone, not necessarily the Best Oasis Company.