

New ConTex 2026 Container Ship Time Charter Assessment Index

New ConTex 2026		1489	
26.02.26	6 mos	12 mos	24 mos
1100 TEU*	\$17.064	\$15.948	
1800 TEU	\$33.273	\$30.482	
2500 TEU*		\$34.105	\$27.518
2700 TEU		\$35.786	\$28.916
3500 TEU		\$40.595	\$34.255
4250 TEU		\$49.575	\$40.770
5700 TEU		\$60.478	\$48.983
6500 TEU		\$66.572	\$54.322

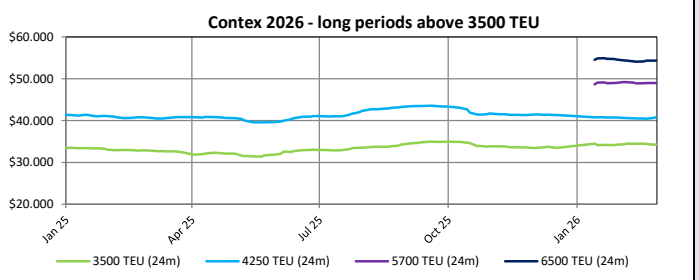
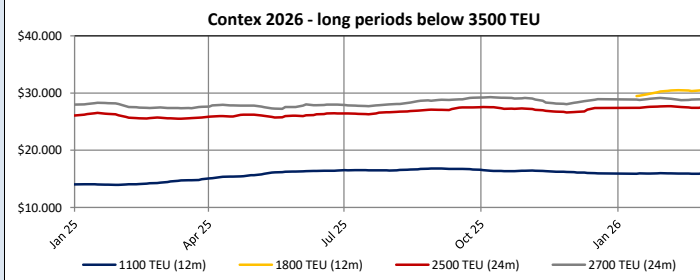
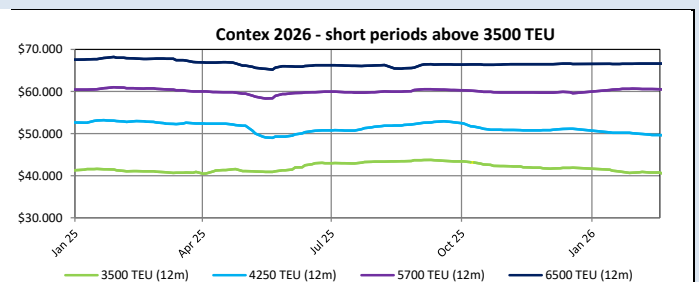
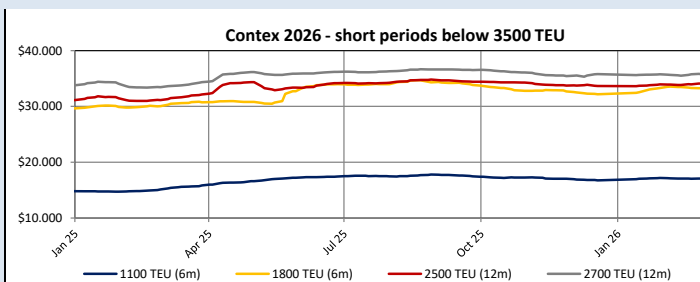
*GEARED

Legend		
↑	up	+ 2% or more
↔	steady up	from +1% to +1,9%
→	steady	+/- 1%
↔	steady down	from -1% to -1,9%
↓	down	- 2% or less

New ConTex-Commentary - issued:	26.02.26
<p>The container charter markets continue to show strong resistance to low freight rates, with charter levels moving sideways at a rather elevated level. While the Shanghai Containerized Freight Index (SCFI) has declined by about 40 per cent since last year's peak in June 2025, the New ConTex stands at 1,489 points, representing an increase of 4.9 per cent year-on-year and remaining at historically high levels. For quite some time now, the container charter market has remained stable at elevated levels across all vessel size segments. Consequently, the New ConTex followed this trend with hardly any change, declining by just 2 points (-0.1%) week-on-week and 1 point (-0.1%) month-on-month. Tonnage supply generally remains tight for the foreseeable future, with larger vessels in particular being absorbed well in advance. In addition, shipping lines continue to be active in the sale and purchase market, further reducing tonnage availability. Smaller vessels have meanwhile caught up with larger ones, and charter rates for these ships have also stabilised at high levels. As a result, these vessels have recorded only marginal changes recently, with charter rates for 1,800 TEU ships standing at USD 30,482 for 12-month periods; an increase of 10.7 per cent year-on-year, but only 1.1 per cent month-on-month and 0.4 per cent week-on-week. Given the limited tonnage supply and prevailing market uncertainties, only minor changes are expected in the coming weeks.</p>	

New ConTex 2026 Development

Vessel type	Evaluated Period	Today	Week-on-Week		Month-on-Month		Year-on-Year				
		26.02.26	19.02.26	Change	Change	27.01.26	Change	Change	27.02.25	Change	Change
New ConTex 2026		1489	1487	2	⇒ 0,1%	1490	-1	⇒ -0,1%	1419	70	↑ 4,9%
1100 TEU	6 mos	\$17.064	\$17.052	\$12	⇒ 0,1%	\$17.136	-\$72	⇒ -0,4%	\$15.116	\$1.948	↑ 12,9%
	12 mos	\$15.948	\$15.900	\$48	⇒ 0,3%	\$15.945	\$3	⇒ 0,0%	\$14.336	\$1.612	↑ 11,2%
1800 TEU	6 mos	\$33.273	\$33.305	-\$32	⇒ -0,1%	\$33.216	\$57	⇒ 0,2%	\$30.045	\$3.228	↑ 10,7%
	12 mos	\$30.482	\$30.359	\$123	⇒ 0,4%	\$30.150	\$332	⇒ 1,1%	-	-	-
2500 TEU	12 mos	\$34.105	\$33.968	\$137	⇒ 0,4%	\$33.884	\$221	⇒ 0,7%	\$31.120	\$2.985	↑ 9,6%
	24 mos	\$27.518	\$27.420	\$98	⇒ 0,4%	\$27.630	-\$112	⇒ -0,4%	\$25.705	\$1.813	↑ 7,1%
2700 TEU	12 mos	\$35.786	\$35.755	\$31	⇒ 0,1%	\$35.718	\$68	⇒ 0,2%	\$33.455	\$2.331	↑ 7,0%
	24 mos	\$28.916	\$28.864	\$52	⇒ 0,2%	\$29.100	-\$184	⇒ -0,6%	\$27.475	\$1.441	↑ 5,2%
3500 TEU	12 mos	\$40.595	\$40.550	\$45	⇒ 0,1%	\$40.680	-\$85	⇒ -0,2%	\$40.958	-\$363	⇒ -0,9%
	24 mos	\$34.255	\$34.398	-\$143	⇒ -0,4%	\$34.130	\$125	⇒ 0,4%	\$32.878	\$1.377	↑ 4,2%
4250 TEU	12 mos	\$49.575	\$49.605	-\$30	⇒ -0,1%	\$50.180	-\$605	⇒ -1,2%	\$52.663	-\$3.088	↓ -5,9%
	24 mos	\$40.770	\$40.445	\$325	⇒ 0,8%	\$40.720	\$50	⇒ 0,1%	\$40.730	\$40	⇒ 0,1%
5700 TEU	12 mos	\$60.478	\$60.494	-\$16	⇒ 0,0%	\$60.661	-\$183	⇒ -0,3%	\$60.631	-\$153	⇒ -0,3%
	24 mos	\$48.983	\$49.008	-\$25	⇒ -0,1%	\$48.978	\$5	⇒ 0,0%	-	-	-
6500 TEU	12 mos	\$66.572	\$66.622	-\$50	⇒ -0,1%	\$66.575	-\$3	⇒ 0,0%	\$67.822	-\$1.250	↓ -1,8%
	24 mos	\$54.322	\$54.344	-\$22	⇒ 0,0%	\$54.711	-\$389	⇒ -0,7%	-	-	-



Disclaimer

The brand NewConTex is copyrighted by Verband Hamburger und Bremer Schiffsmakler e.V. ("VHBS e.V.") and is protected by law. The NewConTex may be published only with the source reference © VHBS e.V. It is distributed to the general public for information purposes only and cannot be relied upon as a trading recommendation and does not constitute a solicitation to trade. The reported information is obtained from market sources. While every effort has been made to ensure the accuracy and the completeness of the NewConTex, VHBS e.V. makes no representations, conditions or warranties of any kind, express or implied, about the completeness, accuracy, reliability, or suitability of the NewConTex. Any reliance you place on the NewConTex is therefore strictly at your own risk. Neither VHBS e.V. nor any of its subsidiaries or affiliates nor any employee of the foregoing shall be liable or have any responsibility for any loss, liability or damage, cost or expense including without limitation, indirect or consequential loss or damage, or any loss or damage whatsoever arising from loss of data or profits arising out of, or in connection with, the use of and the reliance on the NewConTex, save for death or personal injury arising from VHBS e.V. negligence and fraudulent misrepresentation that cannot, under German law, be excluded.